



*Uplands Manor Primary School*

*Key Instant Recall Facts (KIRFs)*

*Year 3*





Uplands Manor Primary School  
Key Instant Recall Facts  
Year 3 - Autumn 1

**Targets:**  
I know numbers bonds to 100.

By the end of this half term, children should know the following facts.  
The aim is for them to recall these facts instantly.

Start by making links to number bonds to 10, e.g. if  $1 + 9 = 10$ ,  
then  $10 + 90 = 100$ . Then move onto more complex numbers.  
Ensure that children understand that if the ones add up to 10, then  
the tens will add up to 9.

E.g.  $42 + 58 = 100$

$2 + 8 = 10$        $40 + 50 + 10 = 100$

$60 + 40 = 100$

$40 + 60 = 100$

$100 - 40 = 60$

$100 - 60 = 40$

$75 + 25 = 100$

$25 + 75 = 100$

$100 - 25 = 75$

$100 - 75 = 25$

$37 + 63 = 100$

$63 + 37 = 100$

$100 - 63 = 37$

$100 - 37 = 63$

$48 + 52 = 100$

$52 + 48 = 100$

$100 - 52 = 48$

$100 - 48 = 52$

**Top Tips**

Buy one get three free - If your child knows one fact (e.g.  $23 + 77 = 100$ ), can they tell you the other three facts in the same fact family?

Use images to support – Can they draw tens and ones to represent the numbers and see the connections?

Play games – There are missing number questions at [www.conkermaths.com](http://www.conkermaths.com). See how many questions you can answer in just 90 seconds. There is also a number bond pair game to play.

**Key Vocabulary**

What do I add to  
\_\_\_ to make 100?

What is 100 take  
away \_\_\_?

What is \_\_\_ less  
than 100?

How many more  
than \_\_\_ is 100?

What is the  
difference  
between \_\_\_ and  
100?



Uplands Manor Primary School  
Key Instant Recall Facts  
Year 3 – Autumn 2

Targets:

I know the multiplication and division facts for the 10 and 5 times table.

By the end of this half term, children should know the following facts. The aim is for them to recall these facts instantly.

They should be able to answer these questions in any order, including missing number questions e.g.

$$5 \times \bigcirc = 40 \text{ or } \bigcirc \div 5 = 9.$$

Top Tips

The secret to success is practising little and often. Use time wisely.  
Spot patterns – What patterns can your child spot in the 5 times table? Are there any similarities with the 10 times table?  
Test the Parent – Your child can make up their own tricky division questions for you e.g. What is 45 divided by 5? They need to be able to multiply to create these questions.

$10 \times 1 = 10$

$10 \times 2 = 20$

$10 \times 3 = 30$

$10 \times 4 = 40$

$10 \times 5 = 50$

$10 \times 6 = 60$

$10 \times 7 = 70$

$10 \times 8 = 80$

$10 \times 9 = 90$

$10 \times 10 = 100$

$10 \times 11 = 110$

$10 \times 12 = 120$

$5 \times 1 = 5$

$5 \times 2 = 10$

$5 \times 3 = 15$

$5 \times 4 = 20$

$5 \times 5 = 25$

$5 \times 6 = 30$

$5 \times 7 = 35$

$5 \times 8 = 40$

$5 \times 9 = 45$

$5 \times 10 = 50$

$5 \times 11 = 55$

$5 \times 12 = 60$

$10 \div 10 = 1$

$20 \div 10 = 2$

$30 \div 10 = 3$

$40 \div 10 = 4$

$50 \div 10 = 5$

$60 \div 10 = 6$

$70 \div 10 = 7$

$80 \div 10 = 8$

$90 \div 10 = 9$

$100 \div 10 = 10$

$110 \div 10 = 11$

$120 \div 10 = 12$

$5 \div 5 = 1$

$10 \div 5 = 2$

$15 \div 5 = 3$

$20 \div 5 = 4$

$25 \div 5 = 5$

$30 \div 5 = 6$

$35 \div 5 = 7$

$40 \div 5 = 8$

$45 \div 5 = 9$

$50 \div 5 = 10$

$55 \div 5 = 11$

$60 \div 5 = 12$

Key Vocabulary

What is 5 multiplied by 7?

What is 5 times 9?

What is 60 divided by 5?

What is 10 multiplied by 3?

What is 10 times 9?

What is 70 divided by 10?



Uplands Manor Primary School  
Key Instant Recall Facts  
Year 3 – Spring 1

Targets:

I know the multiplication and division facts for the 4 times table.

By the end of this half term, children should know the following facts. The aim is for them to recall these facts instantly.

They should be able to answer these questions in any order, including missing number questions e.g.

$$4 \times \bigcirc = 16 \text{ or } \bigcirc \div 4 = 7.$$

$4 \times 1 = 4$	$1 \times 4 = 4$	$4 \div 4 = 1$	$4 \div 1 = 4$
$4 \times 2 = 8$	$2 \times 4 = 8$	$8 \div 4 = 2$	$8 \div 2 = 4$
$4 \times 3 = 12$	$3 \times 4 = 12$	$12 \div 4 = 3$	$12 \div 3 = 4$
$4 \times 4 = 16$	$4 \times 4 = 16$	$16 \div 4 = 4$	$16 \div 4 = 4$
$4 \times 5 = 20$	$5 \times 4 = 20$	$20 \div 4 = 5$	$20 \div 5 = 4$
$4 \times 6 = 24$	$6 \times 4 = 24$	$24 \div 4 = 6$	$24 \div 6 = 4$
$4 \times 7 = 28$	$7 \times 4 = 28$	$28 \div 4 = 7$	$28 \div 7 = 4$
$4 \times 8 = 32$	$8 \times 4 = 32$	$32 \div 4 = 8$	$32 \div 8 = 4$
$4 \times 9 = 36$	$9 \times 4 = 36$	$36 \div 4 = 9$	$36 \div 9 = 4$
$4 \times 10 = 40$	$10 \times 4 = 40$	$40 \div 4 = 10$	$40 \div 10 = 4$
$4 \times 11 = 44$	$11 \times 4 = 44$	$44 \div 4 = 11$	$44 \div 11 = 4$
$4 \times 12 = 48$	$12 \times 4 = 48$	$48 \div 4 = 12$	$48 \div 12 = 4$

Key Vocabulary

What is 4 multiplied by 6?

What is 8 times 4?

What is 24 divided by 4?

Top Tips

The secret to success is practising little and often. Use time wisely.

What do you already know? – Your child will already know many of these facts from the 2, 5 and 10 times tables.

Double and double again – Multiplying a number by 4 is the same as doubling and doubling again. Double 6 is 12 and double 12 is 24, so  $6 \times 4 = 24$ .

Buy one get three free – If your child knows one fact (e.g.  $12 \times 4 = 48$ ), can they tell you the other three facts in the same fact family?



Uplands Manor Primary School  
Key Instant Recall Facts  
Year 3 – Spring 2

Targets:

- I know the multiplication and division facts for the 8 times tables.

By the end of this half term, children should know the following facts. The aim is for them to recall these facts instantly.

They should be able to answer these questions in any order, including missing number questions e.g.

$$8 \times \bigcirc = 16 \text{ or } \bigcirc \div 8 = 7.$$

$8 \times 1 = 8$	$1 \times 8 = 8$	$8 \div 8 = 1$	$8 \div 1 = 8$
$8 \times 2 = 16$	$2 \times 8 = 16$	$16 \div 8 = 2$	$16 \div 2 = 8$
$8 \times 3 = 24$	$3 \times 8 = 24$	$24 \div 8 = 3$	$24 \div 3 = 8$
$8 \times 4 = 32$	$4 \times 8 = 32$	$32 \div 8 = 4$	$32 \div 4 = 8$
$8 \times 5 = 40$	$5 \times 8 = 40$	$40 \div 8 = 5$	$40 \div 5 = 8$
$8 \times 6 = 48$	$6 \times 8 = 48$	$48 \div 8 = 6$	$48 \div 6 = 8$
$8 \times 7 = 56$	$7 \times 8 = 56$	$56 \div 8 = 7$	$56 \div 7 = 8$
$8 \times 8 = 64$	$8 \times 8 = 64$	$64 \div 8 = 8$	$64 \div 8 = 8$
$8 \times 9 = 72$	$9 \times 8 = 72$	$72 \div 8 = 9$	$72 \div 9 = 8$
$8 \times 10 = 80$	$10 \times 8 = 80$	$80 \div 8 = 10$	$80 \div 10 = 8$
$8 \times 11 = 88$	$11 \times 8 = 88$	$88 \div 8 = 11$	$88 \div 11 = 8$
$8 \times 12 = 96$	$12 \times 8 = 96$	$96 \div 8 = 12$	$96 \div 12 = 8$

Key Vocabulary

What is 8 multiplied by 6?

What is 8 times 8?

What is 24 divided by 8?

Top Tips

The secret to success is practising little and often. Use time wisely.

Double your fours – Multiplying a number by 8 is the same as multiply by 4 and then doubling the answer.  $8 \times 4 = 32$  and double 32 is 64, so  $8 \times 8 = 64$ .

Five six seven eight – fifty-six is seven times eight ( $56 = 7 \times 8$ ).

Use memory tricks – For those hard-to-remember facts, [www.multiplication.com](http://www.multiplication.com) has some strange picture stories to help children remember.





Uplands Manor Primary School  
Key Instant Recall Facts  
Year 3 – Summer 1

Targets:

- I know the multiplication and division facts for the 3 times table.

By the end of this half term, children should know the following facts. The aim is for them to recall these facts instantly.

They should be able to answer these questions in any order, including missing number questions.

e.g.  $3 \times \bigcirc = 18$  or  $\bigcirc \div 3 = 11$ .

$3 \times 1 = 3$	$1 \times 3 = 3$	$3 \div 3 = 1$	$3 \div 1 = 3$
$3 \times 2 = 6$	$2 \times 3 = 6$	$6 \div 3 = 2$	$6 \div 2 = 3$
$3 \times 3 = 9$	$3 \times 3 = 9$	$9 \div 3 = 3$	$9 \div 3 = 3$
$3 \times 4 = 12$	$4 \times 3 = 12$	$12 \div 3 = 4$	$12 \div 4 = 3$
$3 \times 5 = 15$	$5 \times 3 = 15$	$15 \div 3 = 5$	$15 \div 5 = 3$
$3 \times 6 = 18$	$6 \times 3 = 18$	$18 \div 3 = 6$	$18 \div 6 = 3$
$3 \times 7 = 21$	$7 \times 3 = 21$	$21 \div 3 = 7$	$21 \div 7 = 3$
$3 \times 8 = 24$	$8 \times 3 = 24$	$24 \div 3 = 8$	$24 \div 8 = 3$
$3 \times 9 = 27$	$9 \times 3 = 27$	$27 \div 3 = 9$	$27 \div 9 = 3$
$3 \times 10 = 30$	$10 \times 3 = 30$	$30 \div 3 = 10$	$30 \div 10 = 3$
$3 \times 11 = 33$	$11 \times 3 = 33$	$33 \div 3 = 11$	$33 \div 11 = 3$
$3 \times 12 = 36$	$12 \times 3 = 36$	$36 \div 3 = 12$	$36 \div 12 = 3$

Key Vocabulary

What is 3 multiplied by 8?

What is 8 times 3?

What is 24 divided by 3?


Top Tips

The secret to success is practising little and often. Use time wisely.

Songs and Chants – You can buy Times Tables CDs or find multiplication songs and chants online. If your child creates their own song, this can make the times tables even more memorable.

Buy one get three free – If your child knows one fact (e.g.  $3 \times 5 = 15$ ), can they tell you the other three facts in the same fact family?

E.g.  $3 \times 12 = 36$ . The answer to the multiplication is 36, so  $36 \div 3 = 12$  and  $36 \div 12 = 3$



# Uplands Manor Primary School

## Key Instant Recall Facts

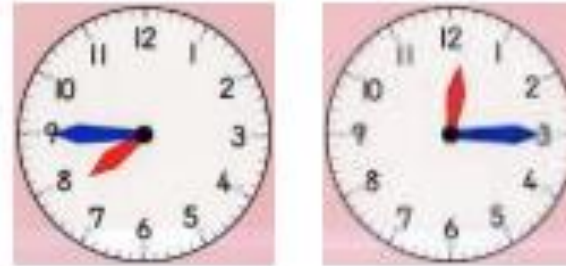
### Year 3 – Summer 2

### Targets:

I can tell the time to the nearest minute.

Children need to be able to tell the time using a clock with hands. This target can be broken down into several steps.

- I can tell the time to the nearest hour.
- I can tell the time to the nearest half hour.
- I can tell the time to the nearest quarter hour.
- I can tell the time to the nearest five minutes.
- I can tell the time to the nearest minute.



The aim is for children to be able to tell the time fluently from an analogue clock. Use counting in 5s to help them get around the clock quickly!

### Top Tips

Talk about time - Discuss what time things happen. When does your child wake up? What time do they eat breakfast? Make sure that you have an analogue clock visible in your house or that your child wears a watch with hands. Once your child is confident telling the time, see if you can find more challenging clocks e.g. with Roman numerals or no numbers marked.

Ask your child the time regularly – You could also give your child some responsibility for watching the clock :“The cakes need to come out of the oven at twenty-two minutes past four exactly.”

“We need to leave the house at twenty-five to nine.”

### Key Vocabulary

Twelve o'clock

Half past two

Quarter past three

Quarter to nine

Five past one

Twenty-five to ten